

Introduction: Indiastat ([www.Indiastat.com](http://www.Indiastat.com)), is perhaps the most comprehensive e-resource providing secondary level socio-economic statistical information about India, its 31 states, 19 sectors and 6 geographical regions. Its main features are:

1. Launched in the year 2000, Indiastat.com has now become a trusted source of getting secondary level socio-economic statistical information about India.
2. The available information is collected from authentic sources which are diligently screened and segregated into various categories before uploading on the web-portal.
3. Indiastat.com provides information for 31 broad data-modules. Each of these broad data-modules are further divided into their sub-modules. Listing for 31 broad data-modules are given below:

MAIN DATA MODULES AVAILABLE ON INDIASTAT.COM			
1	Administrative Units	17	Industries
2	Agriculture	18	Insurance
3	Banks and Financial Institutions	19	Labour and Workforce
4	Civil Supplies and Consumer Affairs	20	Media
5	Companies	21	Meteorological Data
6	Cooperatives	22	Mines and Minerals
7	Crime and Law	23	Per Capita Availability
8	Demographics	24	Petroleum
9	Economy	25	Power
10	Education	26	Rural and Urban Areas
11	Environment and Pollution	27	Social and Welfare Schemes
12	Foreign Trade	28	Sports
13	Forest and Wildlife	29	Telecommunications
14	Geographical Data	30	Tourism
15	Health	31	Transport
16	Housing		

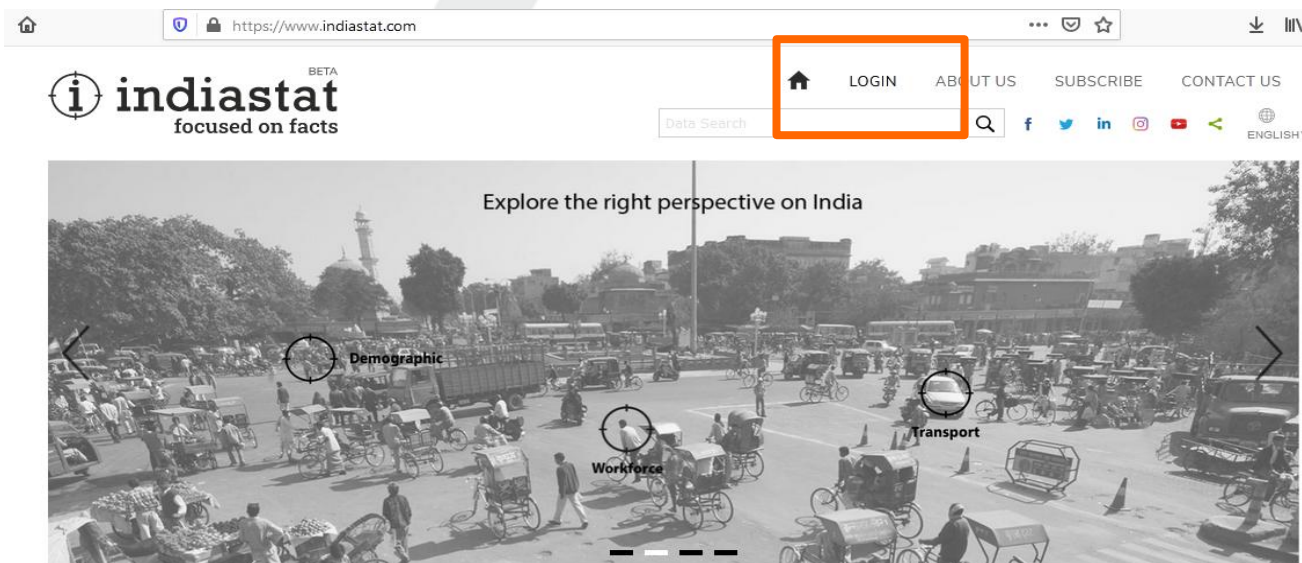
*All the above mentioned data modules are further divided into their thousands sub-modules*

4. Over Indiastat.com, the statistical information about India, its regions and states have been qualitatively analyzed, condensed and presented in a user-friendly format.
5. The available information can easily be searched/located through a dedicated search-bar wherein refine search can easily be made by applying filters to search data for a particular Year, Section, State or Region
6. This exhaustive and methodically compiled data can easily be accessed within three or four clicks. The data can also be downloaded in MS-Excel/Word/HTML formats. If required, print can also be taken out.
7. Unlike other e-resources, the statistical information on Indiastat.com is not just restricted to pre-defined data formats wherein only the pre-structured information can be added or uploaded. Infact Indiastat.com data system has been designed in such a way that any important information relevant to the research fraternity can be added or updated.
8. Along with each data table, the source from where that data has been taken from is also provided so that proper citation can be mentioned.
9. The statistical Data is continuously added or updated on regular basis depending upon its availability from the respective source and provided on "AS IS" basis. More than 2000 data tables are being updated or added on a weekly basis.

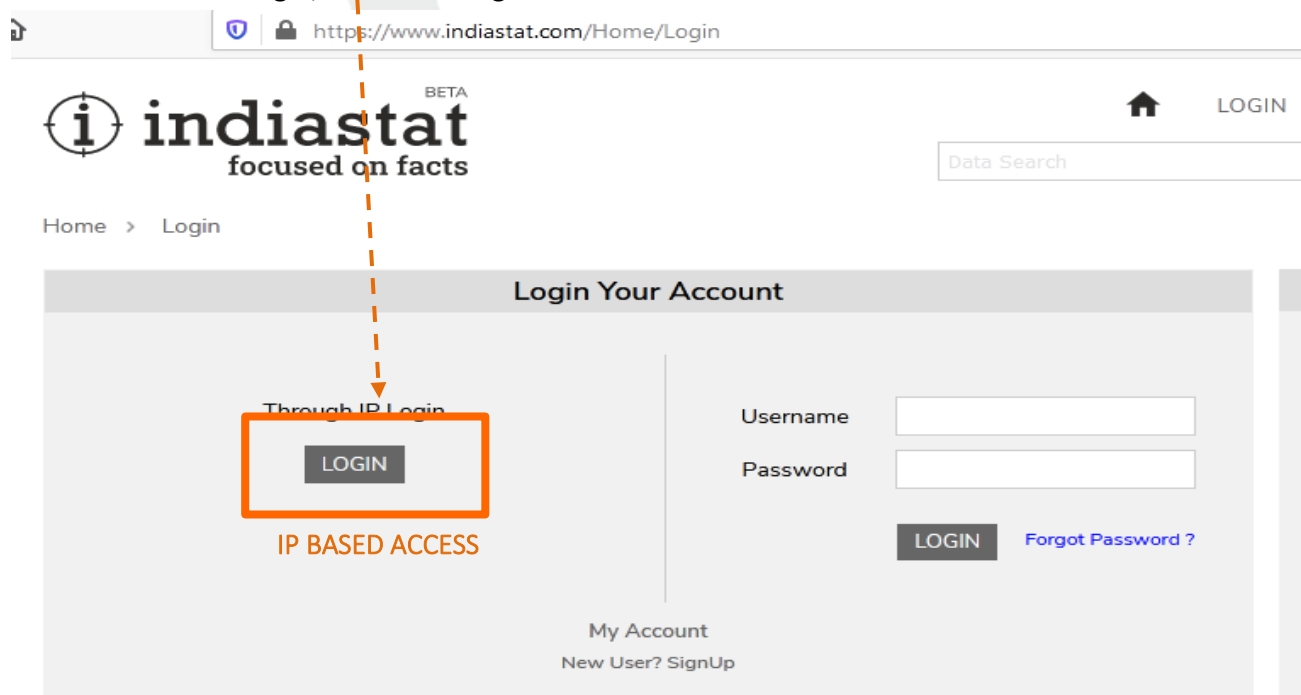
10. Indiatat.com has a dedicated help section on its interface, which allows every user to interact with Indiatat.com regarding their access or data issues.
11. Indiatat.com is having a section named “Socio-Economic Voices” which allow its subscribers to read articles being written by the eminent scholars and personalities in India and the world. For more information or read such articles, please visit <https://l1nq.com/e6ahf>
12. The subscribers of Indiatat.com also have complementary access to some eBooks out of the cluster of 4000+ eBooks available on Indiatatpublications.com. For more information, please refer to <https://l1nq.com/tk70h>

### HOW TO MAKE LOGIN INTO INDIATAT.COM?


13. Click on the Login tab



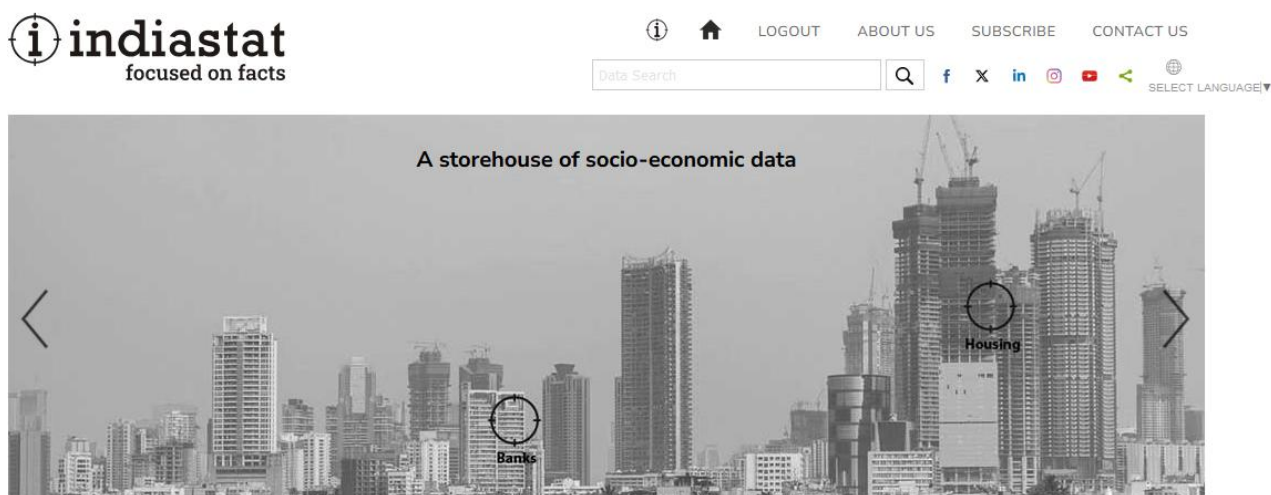
14. On clicking Login tab, the following window will appear. The access can be gained through IP LOGIN. To have IP login, click on IP Login button as indicated below




15. On successful login into the site, the name of the **IIM Kashipur** will get displayed inside the i-logo which means that the login is successfully made into the site, and data can now be accessed. Once the login is made, the logout button will automatically come onto the top of the website. The logout from the site can also be made by clicking i-logo and then clicking the Logout option or by **clicking Log-out option** available on top of the website.



16. The available data on Indiastat.com can easily be searched using the **SEARCH OPTION** or directly navigating any of the available data categories. For any help on how to navigate Indiastat.com, please refer to <https://shorturl.at/zENkh>
17. While accessing Indiastat.com, if any help is required then please write to the support team of Indiastat.com using **HELP** option. The **HELP** option will only be available after making a login into Indiastat.com.



**Celebrating 25 Years of**  **indiatat**

**Enriching Socio-Economic and Electoral Studies in India and Beyond**

© Datnet India