

CMIE Database_Prowess on Web

Guide to start with Prowess on Web Database

Prowess On Web

- Prowess on Web is India's Largest Corporate Database on the performance of 105,841 Companies.
- 105,841 includes 5,343 listed & 100,445 unlisted Indian companies.

“Prowess is Integrated & Comprehensive Database of financial statements, ratios, corporate actions, total returns, credit ratings, product details, corporate governance, CSR, M&A and many more data.”

Website of Prowess- <https://prowess.cmie.com/>

The screenshot displays the Prowess website interface. At the top, a navigation bar includes links for Query Builder, OSC & Worksheets, Report Viewer, Commands History and Planner, Query Results Today, Analysis, Knowledge Base, Extract Data, and Support. The 'Subscription' and 'Login' links are circled in red. Below the navigation bar, the main content area features statistics: 105,841 Total companies in Prowess, 5,396 Listed cos., 100,4 Unlisted cos., and 72% Share of Prowess cos. in total corporate tax collections. A modal window titled 'User Login' is open, showing fields for 'Enter Username' and 'Enter Password'. The 'Login' button is highlighted with a red circle, and the 'Forgot Password' and 'Register' links are also circled in red. A red text overlay reads: 'Click on register to generate a new login credentials if you don't have any'. The footer contains the text: 'A Product by Centre for Monitoring Indian Economy Pvt. Ltd. Use of CMIE Product implies acceptance of the usage agreement & privacy policy • FAQs • Diagnosis'.

Prowess

Query Builder OSC & Worksheets Report Viewer Commands History and Planner Query Results Today Analysis Knowledge Base Extract Data Support

Subscription Login

105,841 Total companies in Prowess

5,396 Listed cos. 100,4 Unlisted cos.

India's Largest Corporate Database on the performance of listed & unlisted Indian companies

72% Share of Prowess cos. in total corporate tax collections

94% Prowess cos. in GVA of Mfg. Industry

User Login Login using your user credentials

Enter Username

Enter Password

Login Forgot Password Register

Thank You! We appreciate your interest in Prowess

If you are a subscriber, please login to access data.

The more up-to-date and detailed content of Prowess is available only as a subscription-fee-based service. If you are not a subscriber already, we'd be delighted to add you to our distinguished list of subscribers. Prowess offers regular insights into the economy and delivers millions of company data to you.

You may contact us by reaching out to any of our colleagues in these teams and we will be happy to help you.

Click on register to generate a new login credentials if you don't have any

Query Triggers

- Companies And Sets
 - Select Company by Name
 - Select Company from File
 - Select Companies in Pre-defined
 - Select Companies in User Sets
 - Execute CMIE Batches
 - Execute User Batches
- Company Address and Identity Indicators
 - Search address by pincode
 - Search address by State/District
 - Year of Incorporation
 - Identity Indicators
- Share Holding Pattern and Ownership

Ownership & Governance Reports

- Ownership Reports
 - Equity Ownership
 - Major Owners of Equity Shares
 - Shares pledged by Promoters
- Governance Reports
 - Board of Directors & Remuneration
 - Composition of Board of Directors
 - Board Meeting Dates & Purpose

A Product by Centre for Monitoring Indian Economy Pvt. Ltd.

Use of CMIE Product implies acceptance of the usage agreement & privacy policy • FAQs • Diagnosis

India's Largest Corporate Database on the performance of 105,841 Companies

Output sheet of query results

49 Ready to use results and brief analysis to monitor financial markets

Corporate sector performance report on quarterly basis

CMIE

Prowess

Query Builder OSC & Worksheets Report Viewer Commands History and Planner Query Results Today Analysis Knowledge Base Extract Data Support

66 query triggers

105,700

Total companies in Prowess

5,366

Listed cos.

100,334

Unlisted cos.

125 reports per company, Chart plotter and anual reports extracts and news

India's Largest Corporate Database

on the performance of listed & unlisted Indian companies

Interactive Query System

to help you mine the performance of companies

An Integrated & Comprehensive Database

financial statements, ratios, corporate actions, total returns...

Unique Excel addin feature for easy data extraction

72%

Share of Prowess cos. in total corporate tax collections

94%

Share of Prowess cos. in GVA of Mfg. industry

Unravel insights & opportunities in India's richly diverse enterprises

Query Triggers

Companies And Sets

- Select Company by Name
- Select Company from File
- Select Companies in Pre-defined sets
- Select Companies in User Data

LUV GUPTA 12 JUL 2024 03:51 PM

TCS delivers impressive topline

ADITI TASKAR 12 JUL 2024 03:02 PM

PSU stocks among top gainers

Tabulations

- One Page Profile
- Identity & Background
 - Company Classifications
 - Company Background
- Ownership & Governance Details

India's Largest Corporate Database on the performance of 105,841 Companies

Unique Excel add in feature
for easy data extraction

49 Ready to use results and
brief analysis to monitor
financial markets

Corporate sector
performance report

Output sheet of query
results

CMIE Prowess

Query Builder OSC 8 Worksheets Report Viewer Commands History and Planner Query Results Today Analysis Knowledge Base Extract Data Support

105,841
Total cos. in Prowess

5,396
Listed cos.

100,445
Unlisted cos.

India's Largest Corporate Database
on the performance of listed & unlisted Indian companies
Interactive Query System
to help you mine the performance of companies
An Integrated & Comprehensive Database
financial statements, ratios, corporate actions, total returns...

72%
Share of Prowess cos. in total corporate tax collections

94%
Share of Prowess cos. in GVA of Mfg. industry

Unravel insights & opportunities in India's richly diverse enterprises

Query Triggers

- Companies And Sets
 - Select Company by Name
 - Select Company from File
 - Select Companies in Pre-defined sets
 - Select Companies in User Sets
 - Execute CMIE Batches
 - Execute User Batches
- Company Address and Identity Indicators
 - Search address by pincode
 - Search address by State/District
 - Year of Incorporation
 - Identity Indicators
- Share Holding Pattern and Ownership

HIMANI TADEPALLI 29 AUG 2024 02:42 PM

Surge in IT giants

Nifty 50 gains on August 22

AKASH SINGH 28 AUG 2024 04:19 PM

Nifty back at all-time high

Nifty 50

Tabulations

- One Page Profile
- Identity & Background
 - Company Classifications
 - Company Background
- Ownership & Governance Reports
 - Ownership Reports
 - Equity Ownership
 - Major Owners of Equity Shares
 - Shares pledged by Promoters
- Governance Reports
 - Board of Directors & Remuneration
 - Composition of Board of Directors
 - Board Meeting Dates & Purpose

Query Results Today : Every day, Prowess crunches its database to identify new results that tell us a story

Query Results Today

Movements on the bourses on 12 Jul 2024	Nifty 50	Nifty 500	NSE F&O	Rest of NSE	Query Batch	Interim financial results for the quarter Jun 2024	All cos	Query Batch
Top gainers today	35	224	86	611	Query	Companies whose PAT net of P&E declined YoY	13	Query
Top losers of today	15	275	96	1155	Query	Companies whose PAT net of P&E rose YoY	27	Query
Top gainers of last 7 days	31	237	98	666	Query	Companies whose PAT net of P&E declined QoQ	17	Query
Top losers of last 7 days	19	263	84	1119	Query	Companies that turned profitable QoQ	8	Query
Stocks with +ve run in last 15 days	6	28	111	290	Query	Companies that turned profitable YoY	1	Query
Stocks with -ve run in last 15 days	3		26	290	Query	Companies whose PAT net of P&E rose QoQ	19	Query
Stocks with +ve run in last 30 days				111	Query	Companies that reported a rise in net loss on QoQ basis	3	Query
Stocks with -ve run in last 30 days				290	Query	Companies that reported a rise in net loss on YoY basis	6	Query
Stocks that hit 52-week high today	8	36	20	106	Query	Companies that reported a fall in net loss on QoQ basis	4	Query
Stocks that hit 52-week low today				11	Query	Companies that reported a fall in net loss on YoY basis	2	Query
Stocks that hit 3-year high today	6	31	16	97	Query	Companies that made losses at standalone level but profit at consolidated level	1	Query
Stocks that hit 3-year low today				7	Query			
Stocks that hit 5-year high today	6	31	16	95	Query	Interim financial results for the quarter Jun 2024	Non Fin	Query Batch
Stocks that hit 5-year low today				6	Query	Companies that reported a rise in operating profit YoY	20	Query
Stocks within 10% of their 52 week high price	33	242	107	365	Query	Companies that reported a fall in operating loss QoQ	4	Query
Stocks within 10% of their 52 week low price	1	8	1	75	Query	Companies that reported an increase in operating loss YoY	2	Query
Stocks with spurt in volumes	17	159	58	447	Query	Companies that reported an increase in operating loss QoQ	1	Query
Stocks with highest trading value	18	160	59	453	Query	Companies that reported a rise in operating profit QoQ	17	Query
						Companies that reported a fall in operating profit YoY	9	Query
						Companies that reported a fall in operating profit QoQ	12	Query
Ownership changes as of Mar 2024	Nifty 50	Nifty 500	NSE F&O	Rest of NSE	Query Batch	Companies that turned loss making YoY at operating profit level	1	Query
Change in shareholding of institutions	2	32	15	33	Query	Companies that turned profitable YoY at operating profit level	3	Query
Change in shareholding of mutual funds	8	139	59	103	Query	Companies that turned profitable QoQ at operating profit level	1	Query
Change in shareholding of individuals / retail	2	80	20	411	Query	Companies that turned loss making QoQ at operating profit level	2	Query
Change in shareholding of FIs	13	108	50	86	Query			

12 JUL 2024 07:30 PM

6 Nifty 50 stocks registered a positive run in last 15 days

by Dhruvank Dave

In Nifty 50, there were six such scrips that witnessed a positive run as on July 12, 2024. A positive run implies positive returns in the latest 3 or more consecutive trading sessions within the last 15 calendar days.

Out of the six stocks, Dr. Reddy's Laboratories recorded the longest winning streak of nine days. The company gave 5.76 per cent returns over the nine trading sessions, closing at Rs. 6,719.45 on Friday.

Inspite of the nine day rally in Dr. Reddy's Laboratories, the highest returns were delivered by H D F C Life Insurance Co. gaining 7.76 per cent over a eight day run.

All the six companies outperformed the Nifty 50 benchmark index during their respective run periods.

[Export as Excel\(CSV\)](#)

6 companies with a positive run on July 12, 2024				
Company Name	Positive run (Days)	Returns over positive run (%)	Excess returns during the run (%)	Closing price (Rs.)
Dr. Reddy's Laboratories Ltd.	9	5.76	4.26	6,719.45
H D F C Life Insurance Co. Ltd.	8	7.76	6.19	635.55
Axis Bank Ltd.	8	5.18	3.61	1,317.30
Britannia Industries Ltd.	6	6.65	5.83	5,787.05
Bajaj Finserv Ltd.	4	1.73	0.98	1,597.25
Oil & Natural Gas Corpn. Ltd.	3	3.24	2.96	307.10

Report Viewer: an easy-to-use section covers 125 reports per company



Query Builder OSC & Worksheets Report Viewer Commands History and Planner Query Results Today Analysis Knowledge Base Extract Data Support

Queries Queued: 0, Processing: 0, New Outputs: 0

Report Viewer Extracts | News Links & M

Selected Companies

Save desired reports under favourite Reports for regular and easy use

Favourite Reports

- One Page Profile
- Company Classifications
- Product Details
- Income & Expenditure Summary
- Balance Sheet Summary
- Profitability
- Liquidity, Working Cycle & Turnover
- Ratings of Credit Instruments
- Charges on Assets
- Capital History Summary
- Capital Expenditure Projects
- Merger & Acquisition Summary

Infosys Ltd.

One Page Profile

- One Page Profile

Identity & Background

- Identity Indicators & Addresses
- Company Classifications
- Company Background

Ownership & Governance Report

- Ownership Reports
 - Equity Ownership
 - Trend in Equity Ownership
 - Major Owners of Equity Share
 - Shares Pledged by Major Ow
 - Shares pledged by Promoters
 - Holding of Promoters, Direct
- Governance Reports
 - Board of Directors & Remun
 - Trends in Director's Remuner
 - Board Committees & Meeting
 - Composition of Board of Dire
 - Board Meeting Dates & Purpo
- Related Parties & Transactions
 - Revenue / Expense Transacti
 - Outstanding Balances
 - Liabilities
 - Transactions Totals by Party
 - Related Parties - Names
- Insider Trading Transactions
- Subsidiaries
- Auditors

Favourite Reports

- Company Background
- Product Sales to Total Income
- Income & Expenditure Summary
- Profits & Its Appropriation
- Dividends
- Liabilities
- Assets
- Cash Flow
- Profitability
- Liquidity, Working Cycle & Turnover
- Ratings of Credit Instruments

Click on any report to display the results. By changing no of observation financials for 30 years or more can be fetched with a single click. Simply right click on indicators to plot a chart.

Queries Queued: 0, Processing: 0, New Outputs: 0

Selected Companies

Annualise Observations Default Currency Rs. Crore

Infosys Ltd.

Executive Summary : Mar 2015 - Mar 2024 : Non-Annualised : Rs. Crore

	Mar 2015	Mar 2016	Mar 2017	Mar 2018	Mar 2019	Mar 2020	Mar 2021	Mar 2022	Mar 2023	Mar 2024
	12 mths	12 mths	12 mths	12 mths	12 mths	12 mths	12 mths	12 mths	12 mths	12 mths
	IGAAP	INDAS	INDAS	INDAS	INDAS	INDAS	INDAS	INDAS	INDAS	INDAS
Total Income	51,210.00	57,365.00	62,893.00	66,334.00	75,965.00	82,275.00	88,956.00	1,07,414.00	1,28,520.00	1,37,263.00
Sales	47,340.00	54,034.00	59,354.00	62,008.00	73,170.00	79,105.00	85,912.00	1,03,940.00	1,24,014.00	1,28,933.00
Income from financial services										

Change in stock

Infosys Ltd. : Executive Summary (Growth) : Mar 2016 - Mar 2024 : Annualised : %

Total expenses

- Raw materials, stores & spares
- Power, fuel & water charges
- Compensation to employees
- Interest expenses
- Depreciation

Profits

PBDITA

PBDITA net of P&E&O&FI

Profit after tax (PAT)

	Mar 2015	Mar 2016	Mar 2017	Mar 2018	Mar 2019	Mar 2020	Mar 2021	Mar 2022	Mar 2023	Mar 2024
PBDITA	14,374.00	15,864.00	17,412.00	17,977.00	19,649.00	20,230.00	24,609.00	27,945.00	30,877.00	31,887.00
Profit after tax (PAT)	12,164.00	12,693.00	13,818.00	16,155.00	14,702.00	15,543.00	18,048.00	21,235.00	23,268.00	27,234.00



Report Viewer: also covers Media news, stock announcements, stock notices, annual reports an annual reports extracts, credit risk rating rationales, and pdf of interim results.

Query Builder | OSC & Worksheets | Report Viewer | Commands History and Planner | Query Results Today | Analysis | Knowledge Base | Extract Data | Support

ashukla@cmie.com

Queries Queued: 0, Processing: 0, New Outputs: 0

Report Viewer | **Extracts** | Stock Announcements | Stock Notices | News Links & M IAnnualise ☐ Observations Currency Exchange

Selected Companies

Infosys Ltd

Query Builder | OSC & Worksheets | Report Viewer | Commands History and Planner | Query Results Today | Analysis | Knowledge Base | Extract Data | Support

Queries Queued: 0, Processing: 0, New Outputs: 0

Report Viewer | Extracts | Stock Announcements | Stock Notices | News Links & M I

One Page

One Page | Selected Companies

Identity &

Identity

Compa

Compa

Ownership

Owners

Equi

Tre

Maj

She

Sha

Hol

Govern

Boa

Tre

Boa

Cor

Boa

Related

Rev

Out

Tra

Reli

Insider

Subsidi

Auditor

Subsidiaries

Click in extracts to get annual reports and their extracts in pdf.

Favourite Reports

- Company Background
- Product Sales to Total Income
- Income & Expenditure Summary
- Profits & its Appropriation
- Dividends
- Liabilities
- Assets
- Cash Flow
- Profitability
- Liquidity, Working Cycle & Turnover
- Ratings of Credit Instruments
- Subsidiaries

Infosys Ltd.

Search

+

-

Reset

Images of Annual Reports

Mar 2024

Mar 2023

Mar 2022

Mar 2021

Mar 2020

Mar 2019

Mar 2018

Mar 2017

Mar 2016

Mar 2015

Mar 2014

Mar 2013

Mar 2012

Mar 2011

Mar 2010

Mar 2009

Mar 2008

Mar 2007

Mar 2006

Mar 2005

Mar 2004

Mar 2003

Mar 2002

Mar 2001

Mar 2000

Mar 1999

Mar 1998

Mar 1997

Mar 1996

Mar 1995

Mar 1994

Mar 1993

Images of Directors report of Infosys Ltd.

Mar 2024

Mar 2023

Mar 2022

Mar 2021

Mar 2020

Mar 2019

Mar 2018

Mar 2017

Mar 2016

Mar 2015

Mar 2014

Mar 2012

Mar 2011

Mar 2010

Mar 2009

Mar 2008

Mar 2007

Mar 2006

Mar 2005

Mar 2004

Mar 2003

Mar 2002

Mar 2001

Mar 2000

Mar 1999

Mar 1998

Mar 1997

Mar 1996

Mar 1995

Mar 1994

Mar 1993

Images of Auditor's report of Infosys Ltd.

Mar 2024

Mar 2023

Mar 2022

Mar 2021

Query Builder which helps users to mine the performance of the companies.

Query Builder OSC & Worksheets Report Viewer Commands History and Planner Query Results Today Analysis Knowledge Base Extract Data - Support -

Queries Queued: 0, Processing: 0, New Outputs: 0

Select Company by Name

Query Query Pane Planner Mode WS Progressive Loading

Select Company By Company Name

Search atleast 3 letters Search Reset

Result of Company Name search (0/0) Company Name

Company Name(0)

Prowess Company Code

Output Calibration:

Select Domain

☒ All Companies

☐ Companies in current OSC

Select Output Destination

	Row
<input checked="" type="radio"/> OSC	Cos

Execute

Add to current OSC

Send to new OSC

Replace current OSC

66 query triggers> select triggers> select romain and sent the data to new osc.

Once query will be processed before display of the output it will start blinking on the top panel as new output> click on the new output > results will be ready in the "OSC & Work sheet section



Output Sheet(OSC) & Worksheets is a space where Prowess shows user-defined outputs

CMIE Prowess

Query Builder OSC & Worksheets Report Viewer Commands History and Planner Query Results Today Analysis Knowledge Base Extract Data - Support -

Queries Queued: 0, Processing: 0, New Outputs: 0

Performance Indicators

Financial Statements

Annual Financials Full Set

Annual Financials Full Set - Advanced

Annual Financials Standardised

Annual Financials Standardised - Advanced

Annual Financials Ind AS

Annual Financials Ind AS - Advanced

Interim Financials

Interim Financials - Advanced

Combined Financials - Annual Finance

Combined Financials - Annual Finance Ind AS

Combined Financials - Interim Finance

Industry-wise Exposure of Banks

RBI Approval of ECB

Credit Ratings

Schedule of Investments

Stock Prices and Capital Changes

OSC Sheets 83


OSC displays output of query generated by a user

WS Progressive Loading

Set as current sheet | Rename sheet | Save as user set | Multi row sort | Export as excel csv

		CMIE Expr	CMIE Expr	CMIE Expr	CMIE Expr
		Annual Finance Standalone	Annual Finance Standalone	Annual Finance Standalone	Annual Finance Standalone
		Rs. Crore	Rs. Crore	Rs. Crore	Rs. Crore
		Mar 2022	Mar 2022	Mar 2022	Mar 2022
	Company Name (27)	Total income	Profit after tax (PAT)	Total expenses	Total income
4	Ford India Automobiles Pvt. Ltd.	13620.89	4229.07	13620.89	
5	Ford India Pvt. Ltd.	13620.89	-4229.07	18678.70	
6	Honda Cars India Ltd.	12604.63	230.25	12529.73	
7	Hulikkal Electro (India) Pvt. Ltd.	6.18	0.07	6.11	
8	Hyundai Motor India Ltd.	49962.46	2861.77	47162.82	
9	International Cars & Motors Ltd.	417.93	19.14	399.85	
10	Kia India Pvt. Ltd.	25403.95	825.43	24880.70	
11	Kinetic Green Energy & Power Solutions Ltd.	202.45	0.69	201.82	
12	M G Motor India Pvt. Ltd.	5329.26	-766.24	6173.47	
13	Maestro Motors Ltd.				
14	Mahindra Electric Mobility Ltd. [Merged]	447.58	-70.52	519.78	
15	Mahindra Vehicle Mfrs. Ltd. [Merged]				
16	Maruti Suzuki India Ltd.	93348.10	3766.30	89673.70	
17	Mercedes-Benz India Pvt. Ltd.	6342.50	441.40	6347.90	
18	Mercedes-Benz India Pvt. Ltd.	6342.50	441.40	6347.90	

Easy to integrate with your internal system as Prowess Web allows Excel Plugin and API calls to tabulations as well.
























Query Builder | OSC & Worksheets | Report Viewer | Commands History and Planner | Query Results Today | Analysis | Knowledge Base | Extract Data | Support

105,700 | India's Largest Corporate Database | 72%

Search for tools, help, and more (Alt + Q)

Open excel>go to addin store Search for cmieProwess Add in

More search results

 CMIE Prowess add-in for Excel CMIE Prowess add-in for Excel t... Terms & Conditions	Add	 Alphasheet (data processing i... Alphasheet is based on artificial ... Terms & Conditions	Add	 Lucidchart Diagrams for Excel The easiest way to create and in... Terms & Conditions	Add
 Activity Timer Record activities times and past... Terms & Conditions	Add	 ChartExpo™ for Excel Select a chart, select your data, ... Terms & Conditions	Add	 Microsoft Power Automate fo... Automate repetitive tasks by int... Terms & Conditions	Add
 Wikipedia Find and quote related informati... Terms & Conditions	Add	 data1.io :: Collect and share b... Stop copying Excel sheets and ... Terms & Conditions	Add	 Cube Cube helps finance teams spen... Terms & Conditions	Add
 MyEducator Add-in The MyEducator Add-in is a tool... Terms & Conditions	Add	 BitCurb Crunch Access and process your data i... Terms & Conditions	Add	 Symbols and Characters - Fas... Symbols and characters Fast s... Terms & Conditions	Add
 Modern Charts Improve your reports, presentati... Terms & Conditions	Add	 officeatwork Template Choo... Start Every Task with the Right T... Terms & Conditions	Add	 Elfsquad Product Configurator Elfsquad connects the end cust... Terms & Conditions	Add
 GenialAI Streamlining vouching processe... Terms & Conditions	Add	 Jira Cloud for Excel Export Jira data to Excel - Comb... Terms & Conditions	Add	 CloudExtend for NetSuite Upload, edit, and analyze NetSu... Terms & Conditions	Add
 Duplicate Remover Find duplicate or unique records... Terms & Conditions	Add	 Mobile Data Collection - Sca... Real-time mobile data collection... Terms & Conditions	Add	 Business Reports Dashboard ... Use IDOS Add-in to generate bu... Terms & Conditions	Add

+ More Add-ins

Easy to integrate with your internal system as Prowess Web allows Excel Plugin

15

fx

Aptos Narrow ... 11 B

General

\$ 0.00 0.00

Σ 27

	A	B	C	D	E	F	G	H	I	J	K	L	M	N	O	P	Q	R
1																		
2																		
3																		
4																		
5																		
6																		
7																		
8																		
9																		
10																		
11																		
12																		
13																		
14																		
15																		
16																		
17																		
18																		
19																		
20																		
21																		
22																		
23																		
24																		

Sheet1 +

CMIE Prowess

Logout

Welcome rsranjan@cmie.com

Description

Value

Search

A C C Ltd.

Company

Search

Report Type

Executive Summary

Report Shade

StandaloneV

Annualise

☐

Exchange

BSE

Currency

Rs. Crore

Observations

Default

Submit

A Product by Centre for Monitoring Indian Economy Pvt. Ltd.

Use of CMIE Product implies acceptance of the usage

41

fx

Aptos Narrow ... 11 B

General

\$ 0.00 0.00

Σ 27

Sheet1 Sheet2 +

Add excel add in> login> search for company for which data is required> select report type> select currency> select no of observation and submit> data will be fetched directly into an active excel sheet

Prowess users may seek clarifications on the coverage and the contents. Users can enter their requests in the structured user-interface provided and team will revert at the earliest



105,700
Total companies in Prowess

5,366
Listed cos.

100,334
Unlisted cos.

India's Largest Corporate Database
on the performance of listed & unlisted Indian companies

Interactive Query System
to help you mine the performance of companies

An Integrated & Comprehensive Database
financial statements, ratios, corporate actions, total returns...

- Addition / Updation
- Seek Clarifications
- Support
- Admin
- Feedback
- Announcements

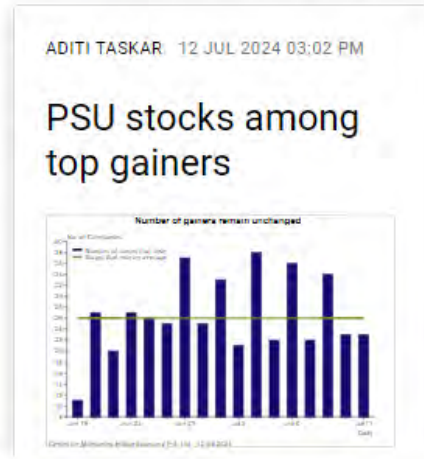
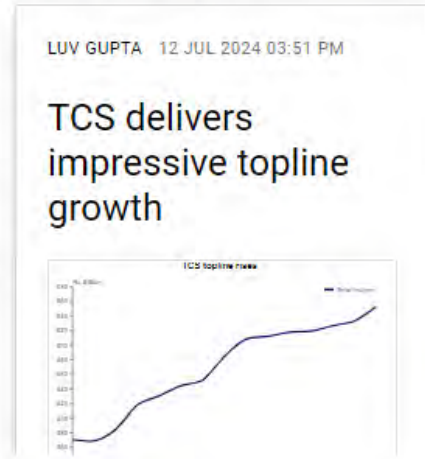
72%
Prowess cos. in total corporate tax

94%
Share of Prowess cos. in GVA of Mfg. industry

Unravel insights & opportunities in India's richly diverse enterprises

Query Triggers

- Companies And Sets
 - Select Company by Name
 - Select Company from File
 - Select Companies in Pre-defined sets
 - Select Companies in User Sets
 - Execute CMIE Batches
 - Execute User Batches
- Company Address and Identity Indicators
 - Search address by pincode
 - Search address by State/District
 - Year of Incorporation
 - Identity Indicators
- Share Holding Pattern and Ownership



Tabulations

- One Page Profile
- Identity & Background
 - Company Classifications
 - Company Background
- Ownership & Governance Reports
 - Ownership Reports
 - Equity Ownership
 - Major Owners of Equity Shares
 - Shares pledged by Promoters
 - Governance Reports
 - Board of Directors & Remuneration
 - Composition of Board of Directors
 - Board Meeting Dates & Purpose



CMIE

Thank you